


D
SCHEME

Boral
Series

DOUBLE BARREL ROOF TILE OPTIONS




Espresso Blend V




Bayside Blend E



Canyon Clay E




Marmalade V



South Beach Blend V

SINGLE BARREL ROOF TILE OPTIONS



Espresso Blend B



Barbados Blend B




Cedar Tan B



Naples Blend B

STEEL ROOF TILE OPTIONS



Barcaly B



Charcoal B



Santa Fe B

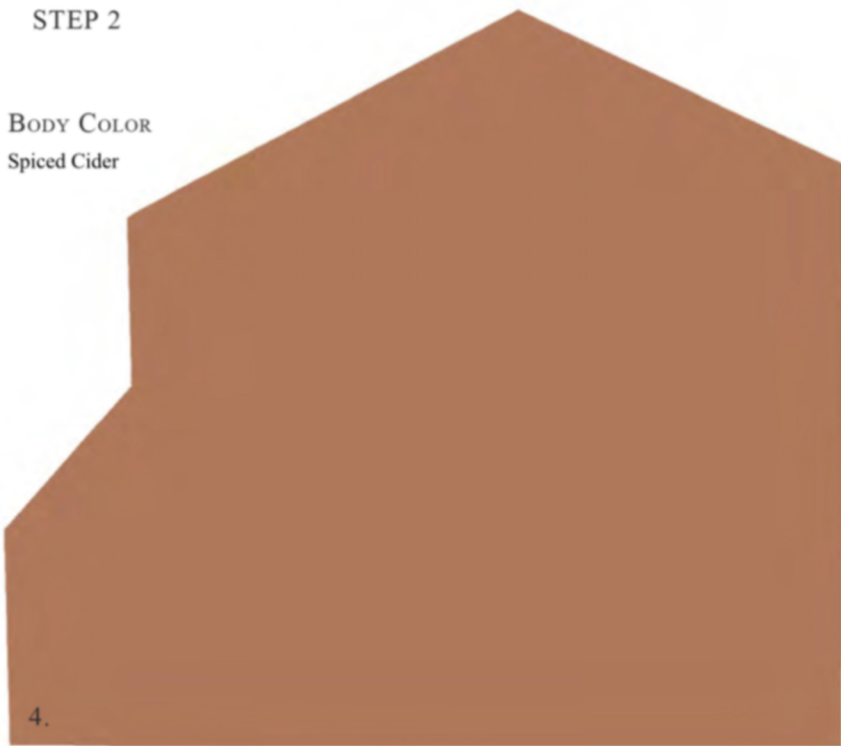


Timberwood B

EXISTING ROOF OPTIONS
TUMBLEWEED, MANGO
#1, #3, #4, #5


STEP 2

BODY COLOR
Spiced Cider




STEP 3


TRIM OPTIONS



G.
Cottage Cream



J.
Natural Tan




H.
Biltmore Buff

TRIM OPTIONS
THAT MATCH ACCORDIAN SHUTTERS



A.
Snowbound



B.
Creamy



C.
Balanced Beige

FRONT DOOR & GARAGE MUST BE THE SAME



DA
Turkish Coffee



DC
Domino

STEP 4

ENTER STEPS 1-4

ROOF BODY TRIM DOOR

Color samples shown are approximate; actual colors may vary.